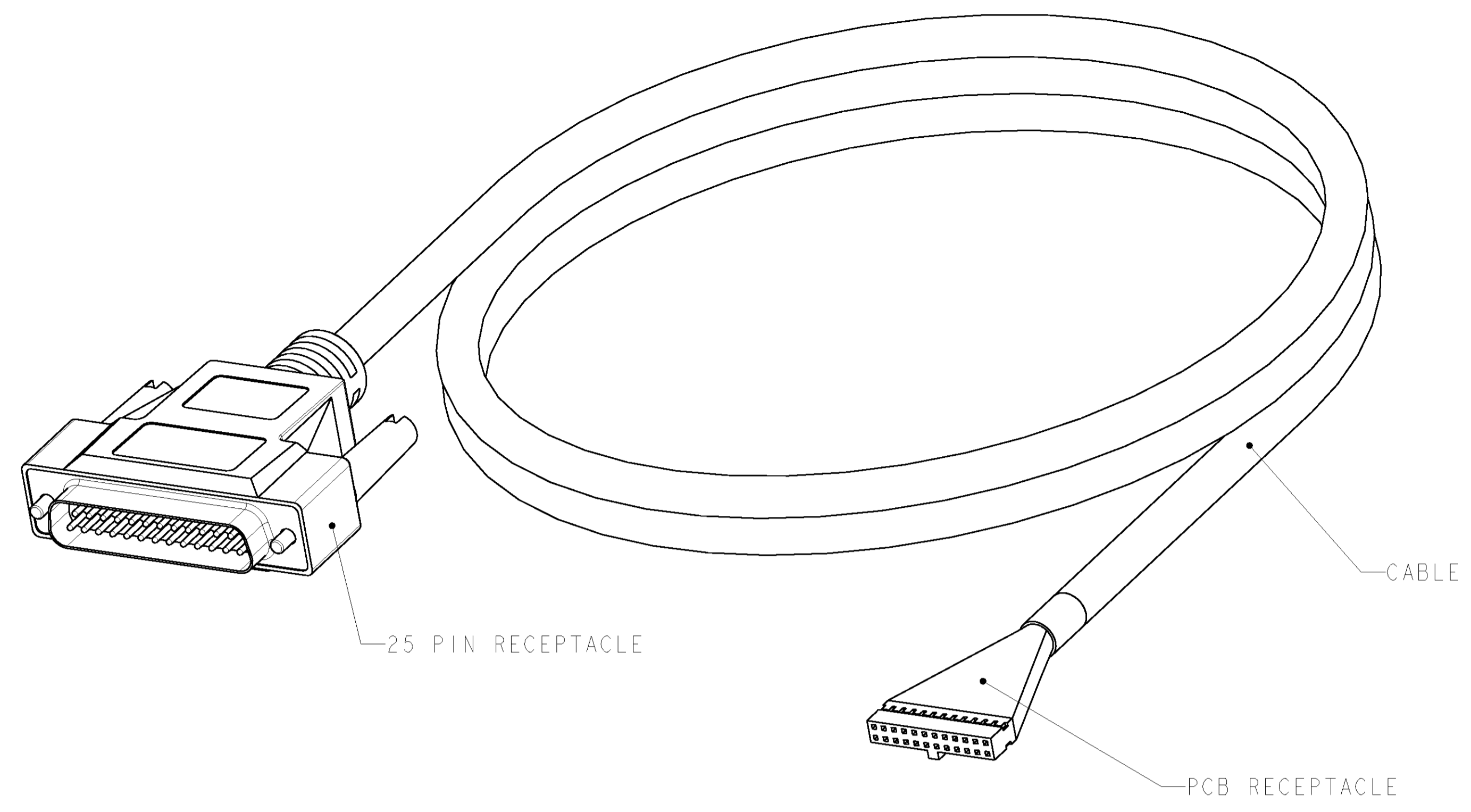


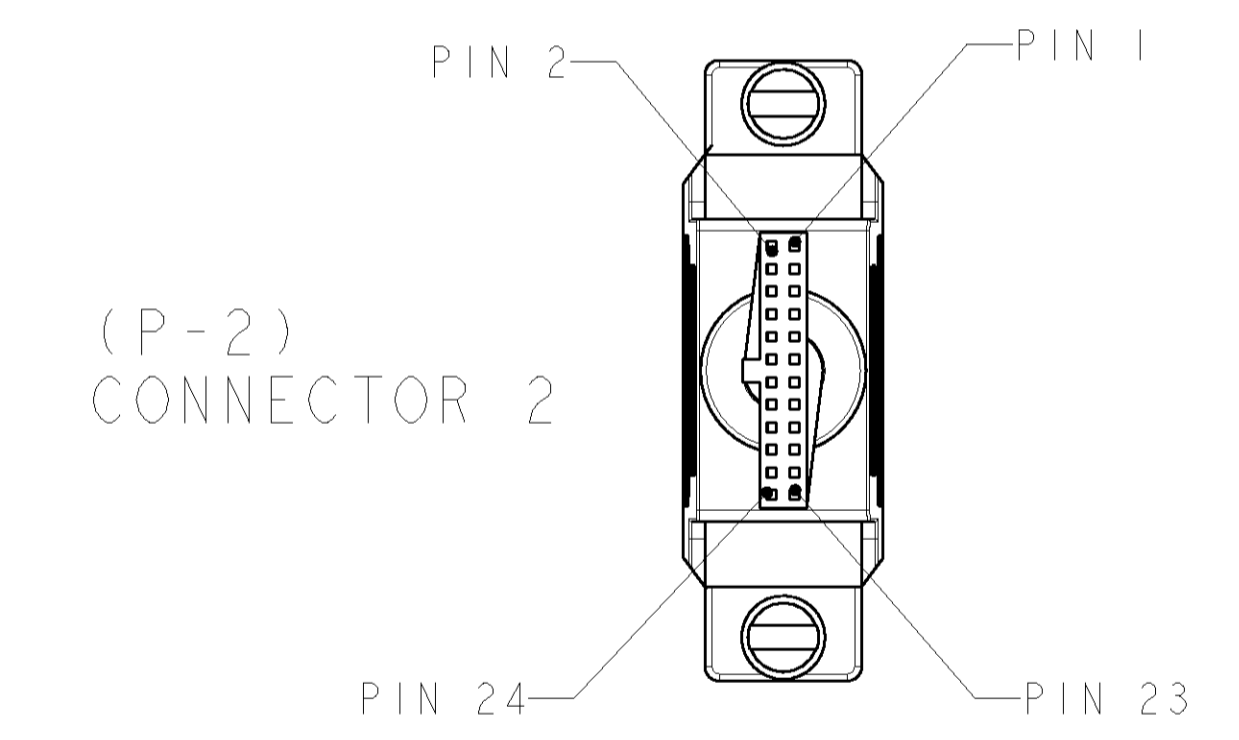
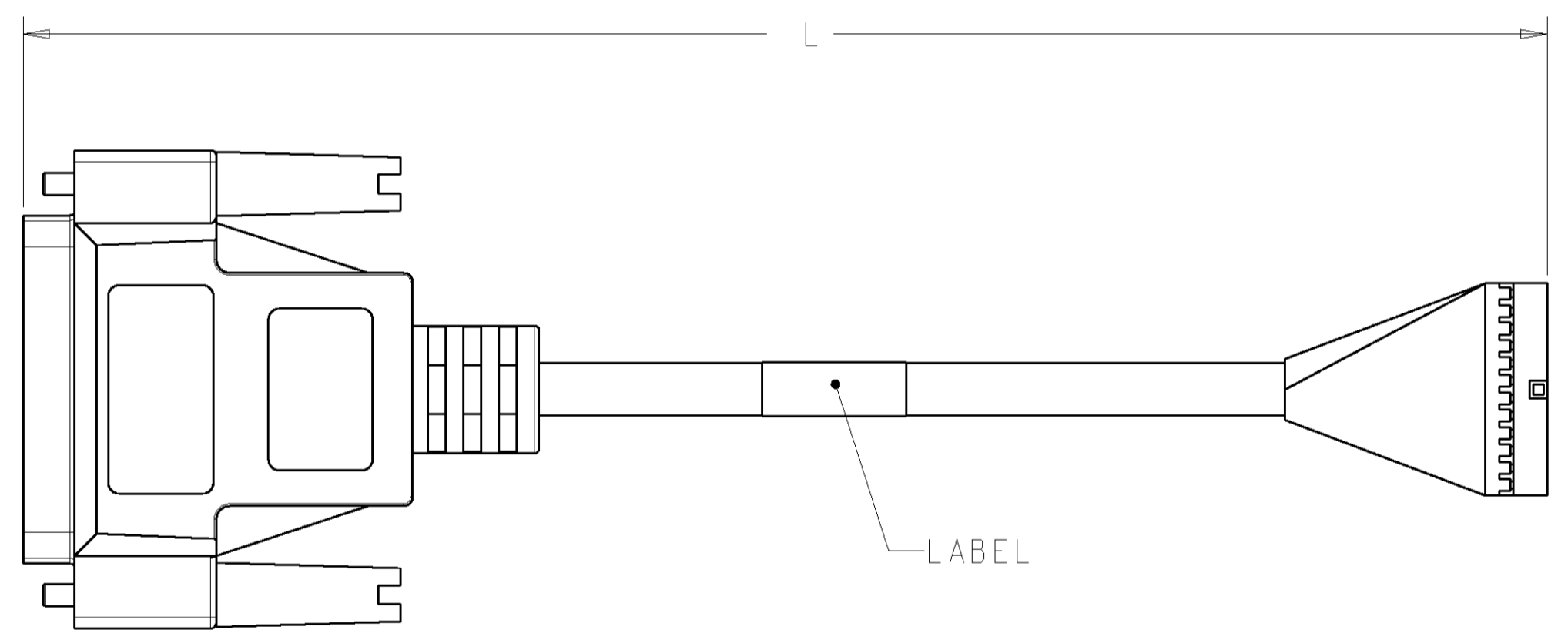
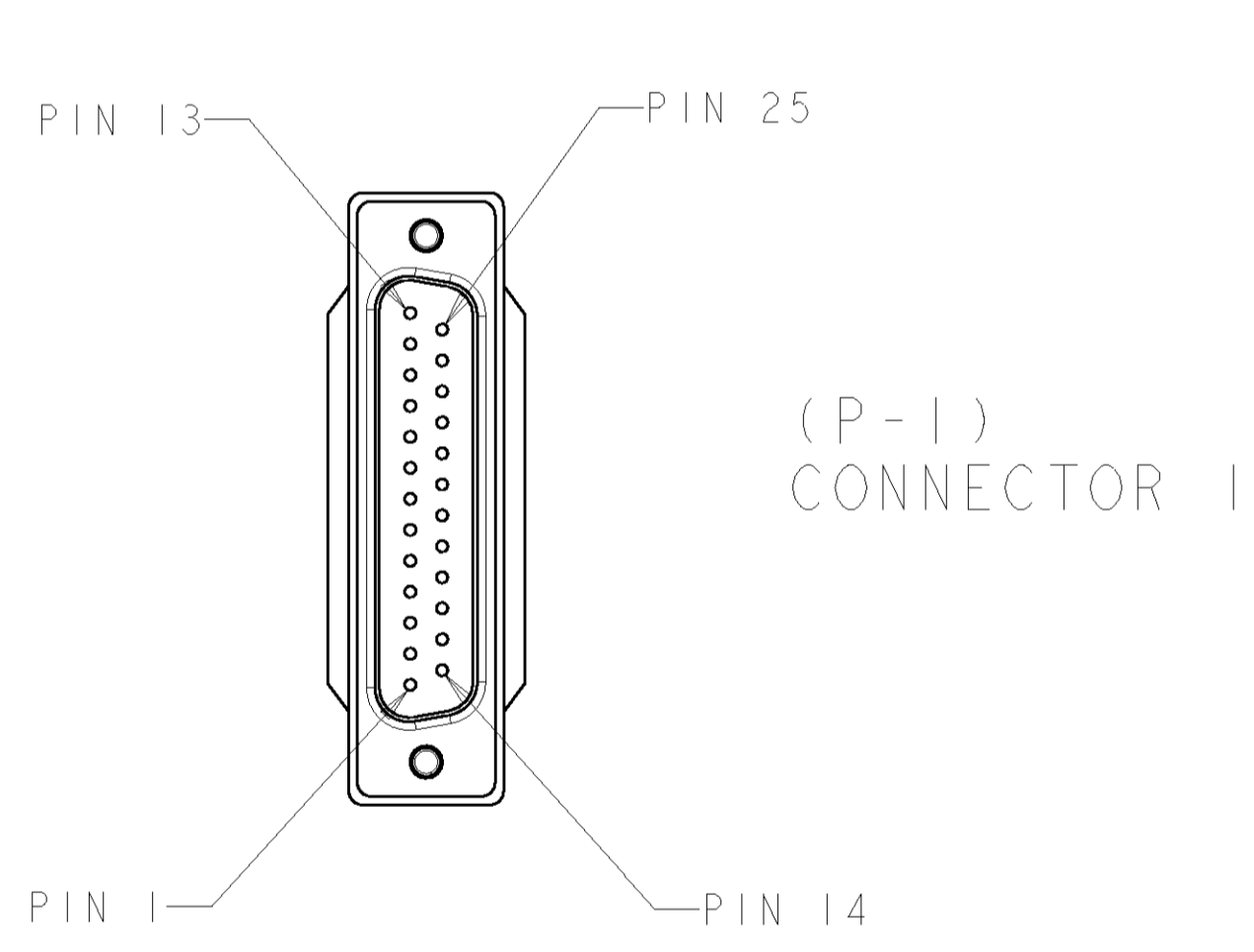
LOC	DIST	REVISIONS					
		P	LTR	DESCRIPTION	DATE	DWN	APVD
HM	00	A		RLSD PER NSD03-123	08JAN04	LH	MD
		B		REV: EC 0B60-0010-04	28JAN04	GG	MD
		C		REV: EC 0B60-0014-04	13FEB04	GG	MD
		D		REV: EC 0B60-0041-04	20MAY04	GG	MD



- ⚠ CABLE ASSEMBLY SHALL BE WIRED PER WIRING DIAGRAM.
- ⚠ ABCD IS DATE CODE, AB - YEAR, CD - WEEK.
- ⚠ PIN 1 NOT CONNECTED TO PIN 25.
- ⚠ DIMENSIONS ARE MAXIMUM.

WIRING SCHEME

DB25 P1	2.0mm P2
13	1
25	2
12	3
24	4
11	5
23	6
10	7
22	8
9	9
21	10
8	11
20	12
7	13
19	14
6	15
18	16
5	17
17	18
4	19
16	20
3	21
15	22
2	23
14	24
1	25



AMPTRAC I/O CABLE 28AWG FH01 E148114 (UL) CM 75°C ABCD

CABLE MARKING

100	30632.4 [1206.00]	9-1435845-9
75	23012.4 [906.00]	7-1435845-5
50	15392.4 [606.00]	5-1435845-0
25	7772.4 [306.00]	2-1435845-5
14	4419.6 [174.00]	1-1435845-4
10	3200.4 [126.00]	1-1435845-0
7	2286.0 [90.00]	1435845-7
4	1371.6 [54.00]	1435845-4
FEET	L	PART NO.

DIMENSIONS: MM [INCH]		TOLERANCES UNLESS OTHERWISE SPECIFIED: 0 PLC ± 1 PLC ± 2 PLC ± 3 PLC ± 4 PLC ± ANGLES ± FINISH		DWN L HALL 07JAN04 ENR L SMITH 08JAN04 APVD M DELPHIAS 08JAN04		tyco Tyco Electronics Harrisburg, PA 17105-3608	
MATERIAL -		PRODUCT SPEC -		APPLICATION SPEC -		NAME AMPTRAC I/O CABLE DB25 TO PCB NON-PLENUM	
WEIGHT -		SIZE CAGE CODE DRAWING NO A1 00779 C-1435845		RESTRICTED TO -		SCALE NTS SHEET 1 OF 1 REV D	
CUSTOMER DRAWING				CUSTOMER DRAWING			